



**The Lutheran Church—Missouri Synod
District and Congregational Services
School Ministry**



Lutheran School Statistics

2009-10 School Year

This report is a summary of data collected for the 2009-10 school year from early childhood centers (frequently referred to as “free standing early childhood centers” with children aged infant/toddler through age 5 only), elementary schools (typically age 4 through grade 8), and high schools (typically grades 9 through 12) operated by congregations of The Lutheran Church—Missouri Synod in the United States and listed on the Lutheran School Portal. These statistics represent a 97 per-cent return response from the schools and 55 percent from Early Childhood Centers. The high school statistics include those from the Association of Lutheran Secondary Schools (ALSS).

Number of Lutheran Schools

(District totals from Lutheran School Portal)

| | |
|--|-------------|
| Early Childhood Centers | 1,400 |
| Elementary Schools | 945 |
| High Schools (Includes PK-12 Programs) | <u>99</u> |
| TOTAL LUTHERAN SCHOOLS | 2444 |

Number of Association Schools **181**

Students Enrolled

| | |
|---|----------------|
| Early Childhood (Full Day, PreK) | 129,351 |
| Grades K-8 | 107,370 |
| Grades 9-12 (includes International HS) | <u>18,455</u> |
| TOTAL STUDENTS | 255,176 |

Students in Before/After School Care **31,023**

Number of Students by Grade Level

| | |
|----------------------------------|----------------|
| Early Childhood (Full Day/Pre-K) | 129,351 |
| Kindergarten | 14,213 |
| 1st | 12,805 |
| 2nd | 11,957 |
| 3rd | 11,814 |
| 4th | 11,618 |
| 5th | 11,599 |
| 6th | 11,578 |
| 7th | 10,963 |
| 8th | 10,828 |
| 9th | 4,608 |
| 10th | 4,581 |
| 11th | 4,727 |
| 12th | <u>4,539</u> |
| TOTAL | 255,176 |

2009-10 “Average” Lutheran School

Early Childhood Center

Students 50

Elementary

Full-Time Teachers 8

Students 114

Students/FT Teacher 14

High School

Full-Time Teachers 15

Students 187

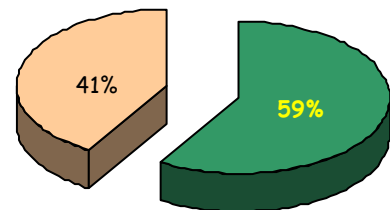
Students/FT Teacher 13

National Lutheran School Accreditation

| | |
|-------------------------|------------|
| Early Childhood Centers | 84 |
| Elementary Schools | 576 |
| Middle Schools | 1 |
| High Schools | 57 |
| Total | 718 |

Ethnicity of Students

| | |
|----------|-----|
| White | 82% |
| Black | 7% |
| Hispanic | 5% |
| Asian | 3% |
| Other | 3% |



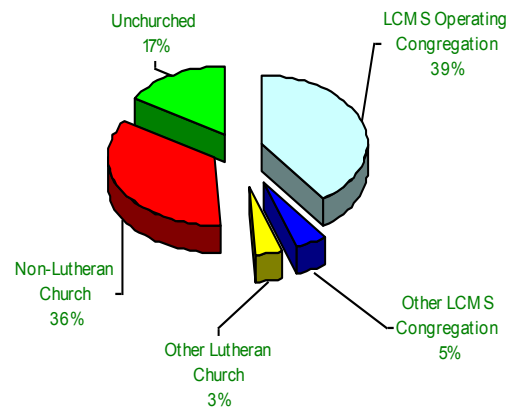
3,527(59%) LCMS Congregations
Operate all Schools and Centers

Student Church Affiliation

| | |
|-----------------------------|-----|
| LCMS operating congregation | 39% |
| Other LCMS congregation | 5% |
| Other Lutheran church | 3% |
| Non-Lutheran church | 36% |
| Un-churched (43,332) | 17% |

New Members 2009-10

| | |
|-----------------------------------|-------|
| Children Baptized | 2,762 |
| Adults Baptized/Confirmed | 1,908 |
| Adult Transfers | 3,054 |
| 6% of Un-churched Baptized | |



2009-10 Funding Sources

Early Childhood Centers

| | |
|---------------------|-----|
| Congregation Budget | 12% |
| Tuition & Fees | 81% |
| Other | 7% |

Elementary

| | |
|---------------------|-----|
| Congregation Budget | 40% |
| Tuition & Fees | 49% |
| Other | 11% |

High School

| | |
|---------------------|-----|
| Congregation Budget | 7% |
| Tuition & Fees | 68% |
| Other | 25% |

2009-10 Average Annual Required Fees

Elementary Grades 1-8

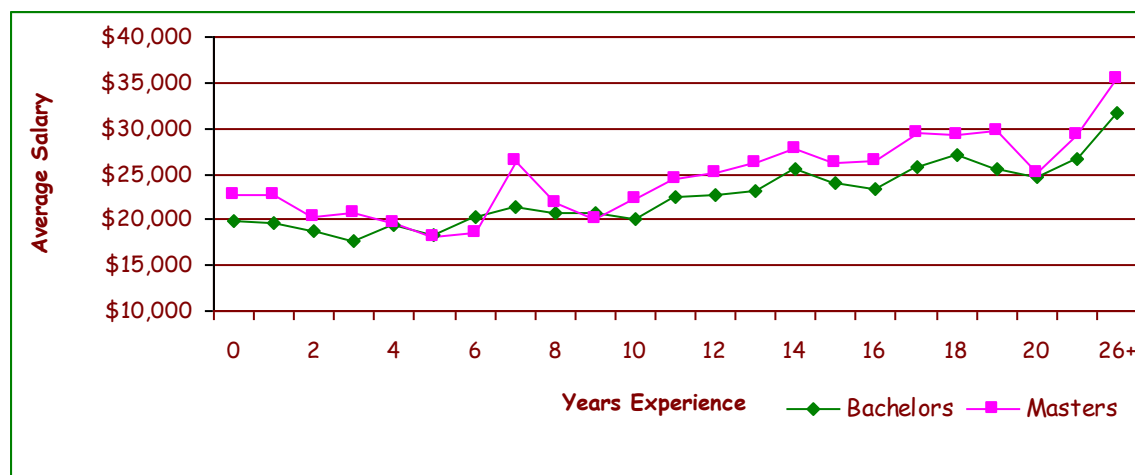
| | |
|-------------|---------|
| Members | \$1,960 |
| Non-members | \$3,250 |

High School Grades 9-12

| | |
|-------------|---------|
| Members | \$5,604 |
| Non-members | \$6,513 |

Information not available for ECC

**AVERAGE STARTING SALARY
0 YEARS EXPERIENCE
\$29,954**



Early Childhood Center Enrollment 190 and Larger

| | | | |
|------------------------------------|------------------|----|-----|
| Open Arms Christian CDC | Ashburn | VA | 302 |
| Trinity Lutheran Preschool | Litchfield | AZ | 292 |
| Hope Lutheran Preschool | Wake Forest | NC | 276 |
| St. John Lutheran EC Center | Cypress | TX | 263 |
| Trinity Lutheran Child Care | Brownsville | TX | 262 |
| Good Shepherd Lutheran EC | Cedar Park | TX | 259 |
| Prince of Peace Lutheran | Springfield | VA | 259 |
| Mt. Olive Christian | Anoka | MN | 238 |
| Open Arms Christian CDC | Leesburg | VA | 230 |
| Loving Arms Child Care Center | Oswego | IL | 222 |
| Family of Christ CDC | Colorado Springs | CO | 219 |
| Christ Greenfield Lutheran PS | Gilbert | AZ | 215 |
| St. Peter Lutheran Preschool | Brooklyn | NY | 208 |
| Lamb Of God Lutheran Preschool | Flower Mound | TX | 206 |
| Pilgrim Lutheran Preschool | Bellevue | NE | 205 |
| Open Arms Lutheran CDC | Alpharetta | GA | 201 |
| Our Savior Lutheran Preschool | Bettendorf | IA | 201 |
| Mount Olive Lutheran Preschool | Yakima | WA | 200 |
| Trinity Lutheran ECC | Clinton Township | MI | 200 |
| Christ The King Child Care Center | Redlands | CA | 197 |
| Our Father Children's Learning Ctr | Centennial | CO | 196 |
| King Of Kings School | Mason | OH | 192 |

Lutheran High School Enrollment 300 and Larger

| | | | |
|---------------------------------------|--------------|----|------|
| Faith Lutheran Jr & Sr High School | Las Vegas | NV | 1322 |
| Lutheran High of Orange County | Orange | CA | 1292 |
| Rockford Lutheran Jr & Sr High | Rockford | IL | 918 |
| Lutheran South Academy | Houston | TX | 756 |
| Milwaukee Lutheran High School | Milwaukee | WI | 725 |
| Concordia Lutheran High School | Fort Wayne | IN | 697 |
| Long Island Lutheran Middle & High | Brookville | NY | 616 |
| Lutheran High School North | Macomb | MI | 583 |
| Lutheran High School South | Saint Louis | MO | 509 |
| Lutheran School Association | Decatur | IL | 509 |
| Lutheran High School West | Rocky River | OH | 461 |
| Walther Lutheran High School | Melrose Park | IL | 412 |
| Concordia Academy | Roseville | MN | 394 |
| Baltimore Lutheran School | Baltimore | MD | 392 |
| Lincoln Lutheran Middle & High School | Lincoln | NE | 388 |
| Lutheran High School North | Saint Louis | MO | 374 |
| Concordia Lutheran High School | Tomball | TX | 371 |
| Saginaw Valley Lutheran High School | Saginaw | MI | 361 |
| Martin Luther High School | Greendale | WI | 328 |
| Lutheran High Assoc-St Charles County | Saint Peters | MO | 314 |
| Crean Lutheran South High School | Irvine | CA | 311 |

Lutheran Elementary School Enrollment 350 and Larger

| | | | |
|--------------------------------|-------------------|----|-----|
| St. Luke's Lutheran School | Oviedo | FL | 868 |
| Prince of Peace School | Carrollton | TX | 764 |
| St. Paul's Lutheran School | Orange | CA | 737 |
| Trinity Lutheran School | Spring | TX | 679 |
| St. John's Lutheran School | Orange | CA | 668 |
| Hales Corners Lutheran | Hales Corners | WI | 645 |
| St. Peter Lutheran | Macomb | MI | 548 |
| Salem Lutheran School | Tomball | TX | 540 |
| Immanuel Lutheran | Macomb Township | MI | 534 |
| Rockford Lutheran | Rockford | IL | 523 |
| Christ Community | Kirkwood | MO | 510 |
| Faith Lutheran School | Eustis | FL | 506 |
| St. Lorenz Lutheran | Frankenmuth | MI | 504 |
| West Portal Lutheran School | San Francisco | CA | 500 |
| Salem Lutheran School | Orange | CA | 496 |
| Royal Redeemer Lutheran | North Royalton | OH | 494 |
| Grace Lutheran School | Winter Haven | FL | 463 |
| Good Shepherd Lutheran | Collinsville | IL | 463 |
| St. Peter Lutheran School | Arlington Heights | IL | 458 |
| Christ Lutheran School & PS | Phoenix | AZ | 457 |
| Trinity Academy | Hudson | WI | 449 |
| Trinity Lutheran School | Hicksville | NY | 438 |
| Immanuel Lutheran School | Saint Charles | MO | 436 |
| Shepherd of the Hills Lutheran | San Antonio | TX | 427 |
| St. John Lutheran School | Ellisville | MO | 425 |
| Concordia Lutheran School | Fort Wayne | IN | 419 |
| Grace Lutheran School | Pocatello | ID | 413 |
| St. Michael Lutheran School | Fort Myers | FL | 399 |
| St. Paul Lutheran School | Lakeland | FL | 404 |
| Trinity Lutheran School | Bloomington | IL | 398 |
| St. Paul Lutheran School | Glen Burnie | MD | 392 |
| Trinity Lutheran School | Delray Beach | FL | 389 |
| Trinity Lutheran School | Utica | MI | 388 |
| Concordia Lutheran School | San Antonio | TX | 388 |
| St. Peter's Lutheran School | Columbus | IN | 388 |
| St. Paul Lutheran School | Jackson | MO | 381 |
| Holy Cross Lutheran School | Fort Wayne | IN | 380 |
| St. Paul Lutheran School | Saint Joseph | MO | 378 |
| Trinity Lutheran School | Roselle | IL | 375 |
| Immanuel Lutheran School | Palatine | IL | 374 |
| St. Paul Lutheran School | Boca Raton | FL | 373 |
| Abiding Savior Lutheran | Lake Forest | CA | 370 |
| Trinity Lutheran School | Jefferson City | MO | 370 |
| Redeemer Lutheran School | Austin | TX | 363 |
| Christ Lutheran School | Norfolk | NE | 362 |
| Our Savior Lutheran School | Livermore | CA | 361 |
| St. John Lutheran School | Ocala | FL | 359 |
| Holy Cross Lutheran Academy | Sanford | FL | 359 |
| Bethel Lutheran School | Morton | IL | 357 |
| Immanuel Lutheran School | Twin Falls | ID | 356 |
| Trinity Lutheran School | Waconia | MN | 355 |
| Hephatha Lutheran School | Anaheim | CA | 354 |
| St. Mark Lutheran School | Houston | TX | 354 |
| Bethany Lutheran School | Parma | OH | 354 |

Top US Lutheran Schools by Enrollment

| | | | |
|------------------------------------|------------|----|------|
| Faith Lutheran Jr./Sr. High School | Las Vegas | NV | 1322 |
| Lutheran High of Orange County | Orange | CA | 1292 |
| Rockford Lutheran | Rockford | IL | 918 |
| Prince of Peace Christian School | Carrollton | TX | 917 |
| St. Luke's Lutheran School | Oviedo | FL | 868 |
| St. John's Lutheran School | Orange | CA | 826 |
| Lutheran South Academy | Houston | TX | 756 |
| St. Paul's Lutheran School | Orange | CA | 737 |
| Milwaukee Lutheran High School | Milwaukee | WI | 725 |
| Concordia Lutheran High School | Fort Wayne | IN | 697 |

The Lutheran Church—Missouri Synod District and Congregational Services School Ministry



William Cochran
Director, School Ministry
District and Congregational Services
1333 S. Kirkwood Road
St. Louis, MO 63122
1-800-248-1930, Ext 1295
FAX 314-996-1124
bill.cochran@lcms.org

Average Salaries 2009-10

Represents a 3% increase from 08-09

Early Childhood Educators

| | |
|----------------------------|----------|
| Administrators with BA | \$49,191 |
| Administrators with MA | \$49,852 |
| Full-Time Teachers with BA | \$30,425 |
| Full-Time Teachers with MA | \$35,850 |

Elementary Teachers

| | |
|----------------------------|----------|
| Administrators with BA | \$46,992 |
| Administrators with MA | \$50,857 |
| Full-Time Teachers with BA | \$31,230 |
| Full-Time Teachers with MA | \$36,452 |

High School Teachers

| | |
|----------------------------|----------|
| Administrators with BA | \$55,670 |
| Administrators with MA | \$58,988 |
| Full-Time Teachers with BA | \$36,752 |
| Full-Time Teachers with MA | \$37,995 |

2009-10 Average Per Pupil Cost Represents a 5% increase

| | |
|-------------------------|---------|
| Early Childhood Centers | \$2,772 |
| Elementary Per Pupil | \$5,849 |
| High School Per Pupil | \$9,486 |

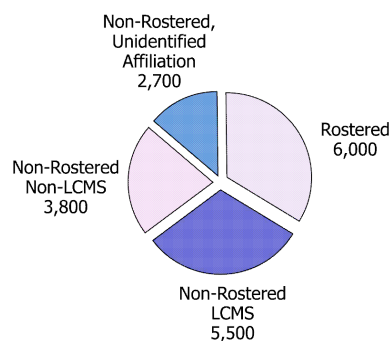
2009-10 Concordia Placement Information

| Position | Sex | Ave. Salary | # |
|-----------------|-----|-------------|-----|
| Early Childhood | M | N/A | 0 |
| | F | \$25,812 | 7 |
| Elementary | M | \$29,637 | 22 |
| | F | \$28,506 | 148 |
| Secondary | M | \$28,299 | 13 |
| | F | \$29,112 | 17 |

Candidates Available for Placement 2010

| | |
|-------------------|-----|
| Elementary | 105 |
| Secondary | 74 |
| Early Childhood | 31 |
| Special Education | 1 |

Number of students who applied to Lutheran Schools
but could not be accepted 2009-10 **6,326**



Breakdown of the 18,000 teachers in Lutheran schools.



District & Congregational Services
The Lutheran Church—Missouri Synod